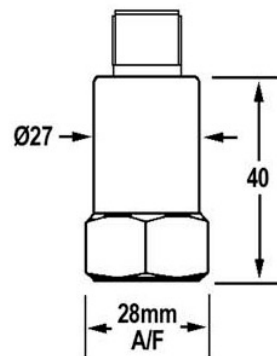
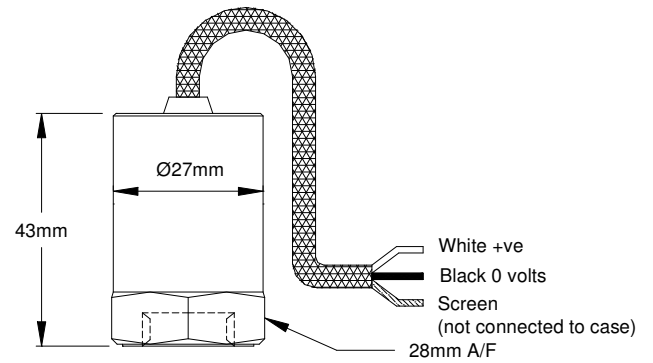




**Acceleration sensor
CI 185 Series for PLC interface
Output in Velocity units
as 4...20 ma signal. Loop powered**

Applications

- ▶ Fans
- ▶ Blowers
- ▶ Compressors
- ▶ Pumps



Technical Specification

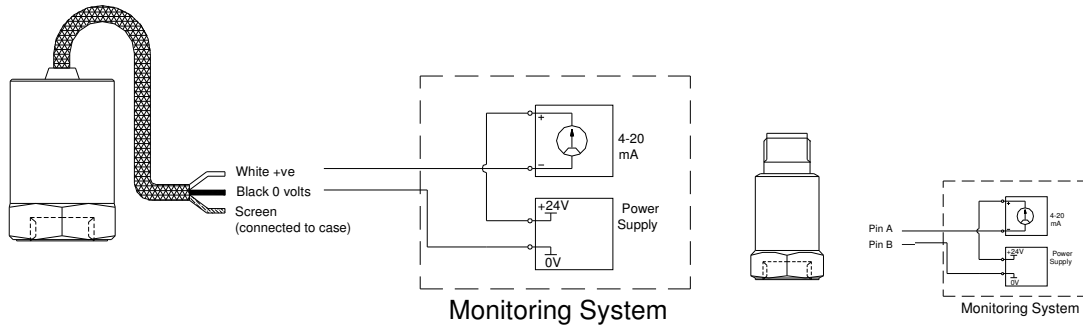
Output Current	4-20mA DC proportional to RMS velocity (mm/s)
Velocity Range	See table below
Frequency Response	2 Hz to 1 kHz $\pm 10\%$
Dynamic Range	50g peak
Mounted Resonance	5 kHz min
Isolation	Base isolated
Operating Temp Range	-30 to 90 °C
Temperature Sensitivity	0.08 %/°C
Transverse Sensitivity	Less than 5%
Supply Voltage	12-32 Volts DC (4-20 mA) Loop powered
Standard Cable length	5 meters armoured PTFE for AT and EX versions
Maximum Cable length	1000 meter, for EX version see ATX009
Mating Connector	2 pin MS for CT version
Case Material	Stainless steel
Weight	150 gms (nominal)
Sealing	IP67
Mounting Torque	8 Nm
Certificate Details:	Group I EEx ia I Baseefa02ATEX0245 Group II EEx ia IIC T6 BAS02ATEX1057
System Connection	Drawing ATX009
Barrier	MTL 787S, BAS01ATEX7202 or P&F Z787, BAS01ATEX7005 or any other barrier that conforms to Note 4 of ATX009.
Options	Ranges, side exit cable, filters, mounting threads, other cable length,

Ordering Information

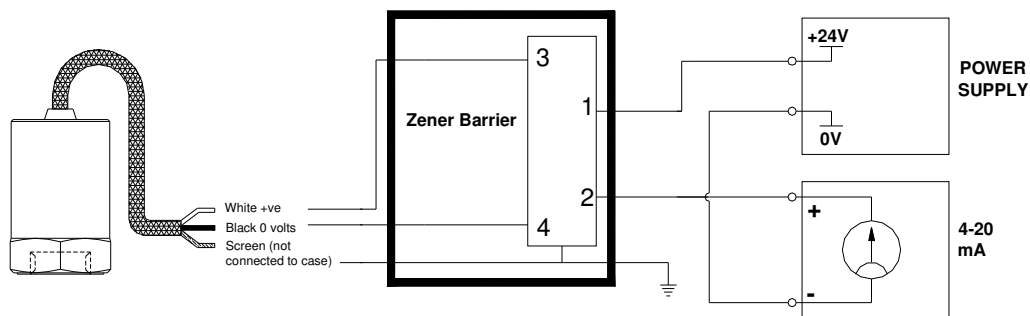
		Range in mm/sec	Connection	Output	Mounting
VMD	185	010	AT (Armoured cable top)	CA (Analogue mA)	S (standard 1/4" UNF fem. with Adapter to M8 Male)
		020	CT (Connector top)		
		025	EX (Intrinsic safe version) (Integral cable) ATEX		
		050			
		100			

Standard Options Highlighted

System Connection



Barrier System Connection



Mounting Adapters and Studs

Studs



Included Adapters	
From	To
1/4" - 28 UNF	M8 x 1,25
1/4" - 28 UNF	1/4" - 28 UNF

Sales Offices
Vibro-Meter has offices in over 30 countries. The complete list can be found on our webpage www.vibro-meter.com

Your local representative

Vibro-Meter GmbH
Kaiserleistraße 51

D-63067 Offenbach am Main
Deutschland / Germany
Tel.+49 (0) 69 9799050
Fax +49 (0) 6997990526



www.vibro-meter.de